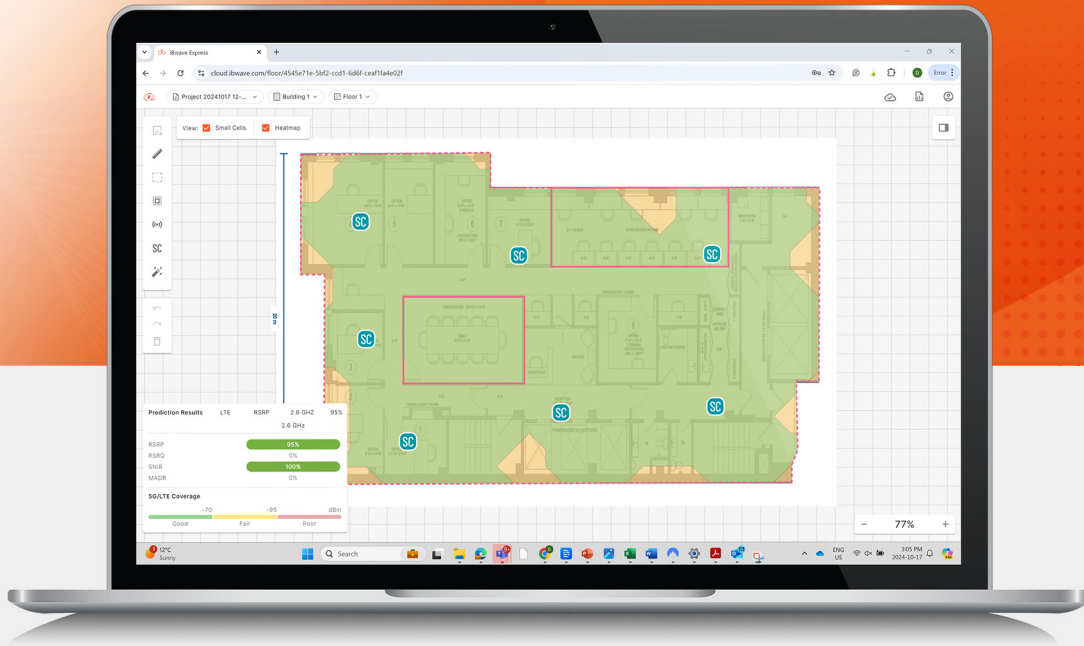




iBwave Express

Accelerate wireless project estimates.  
Maximize your success.



iBwave Express offers a fast, simple, and accurate way to estimate enterprise wireless projects, saving you time, costs, and resources. Upgrade from traditional methods that often provide inaccurate estimates and can take up to 6 weeks for completion. Simplify network estimates, accelerate your presales process and bid on more projects for less with our web-based ROM tool.

## KEY BENEFITS



### EFFICIENT

Generate estimates that meet performance KPIs in minutes



### ACCURATE

Achieve up to 95% accuracy & ensure estimates reflect delivery



### SIMPLE

Intuitive and easy to use, with or without RF expertise



### SCALABLE

Scale across users, devices and technologies

## Simplify Estimates with Smart Zone Predictions

Quickly start your project with an image or PDF. Simply outline prediction areas, identify environments, and run predictions to get part estimates—no wall modeling needed.

## Automatically Design and Estimate Radio Quantity

Use Auto Network Design to estimate radio quantity and placement for optimal coverage with automatic channel assignment and **cabling** (coming soon) in minutes. View live heatmaps and quickly check KPI compliance.

## Instantly Generate Bill of Materials with Costs

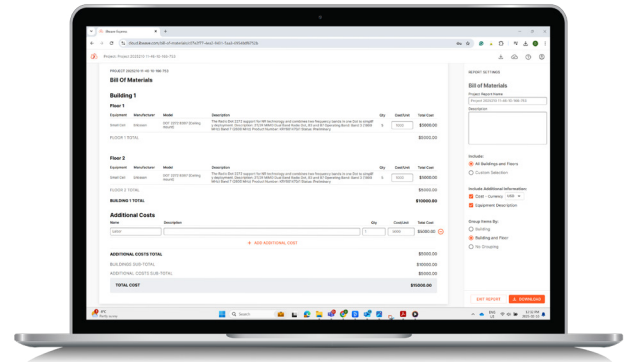
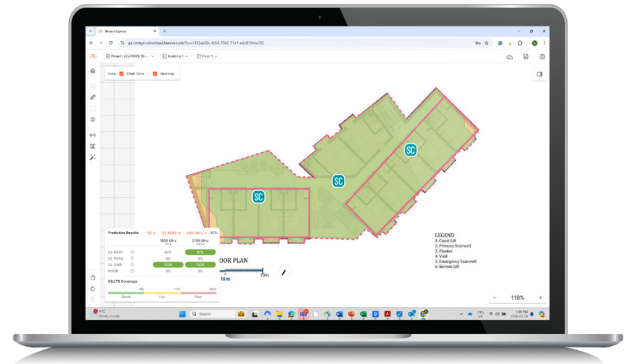
Generate a complete Bill of Materials (BOM) report in seconds to get a list of equipment. Track component, labor and miscellaneous costs to ensure comprehensive project insights.

## Easily Compare Technology Solutions

Quickly compare LTE/5G Small Cells and Wi-Fi solutions for the same floorplans to evaluate performance and cost trade-offs.

## Seamlessly Transition from ROM to Complete Design

Easily move from estimate to design and complete your project in iBwave Design with cloud integration via iBwave Unity.



## FEATURE SET

### General Features

- › Supported technologies: LTE/5G Small Cells, Wi-Fi
- › All web browser compatibility
- › Responsive design for tablets, laptops, and larger screens
- › Touch-friendly interface
- › Undo and redo
- › Single Sign On (SSO)
- › Two-factor authentication

### User Interface and Design

- › Intuitive and user-friendly interface
- › Zoom and pan capabilities
- › Floorplan image upload, resize, rotation, and scaling (supports PDF)

### Prediction and Modeling

- › Automatic placement of radios

- › Automated **cabling** (coming soon)
- › Prediction with iBwave's patented VPLE algorithm
- › Add switches and routers to the floorplan
- › Real-time heatmap and compliance results
- › Automatic channel assignment with the auto radio placement
- › Easy definition of floor and environment densities
- › Floorplan images for prediction without modeling
- › Quick floorplan and radio placement duplication
- › Extensive database of small cells and Wi-Fi access points

### Project Management

- › Cloud Integration with iBwave Design via iBwave Unity

- › Bill of Materials (BOM) reports with costs for single or multiple floors (PDF)
- › Previous projects' access and management
- › Support for managing multiple buildings per project
- › Support for managing multiple floors per building
- › Floor duplication, reordering, and renaming

### Administrative Features

- › Admin access to manage users and projects
- › Capabilities to invite, edit, delete, and disable users
- › Customizable list of radios

### Licensing

- › LTE/5G & Wi-Fi or Wi-Fi only

